


# 1.65 in. (42 mm)

## Step Angle 1.8°

### PK Series Standard P Type (High Torque)



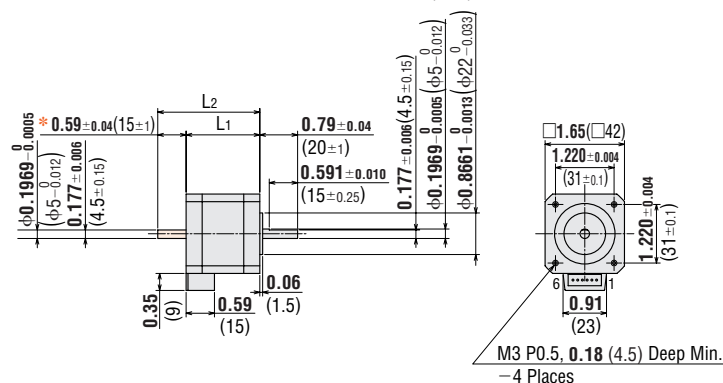
## Specifications

Model	Connection Type	Holding Torque		Current per Phase A/phase	Voltage VDC	Resistance per Phase Ω/phase	Inductance mH/phase	Rotor Inertia J		Lead Wires (Pins)
		oz-in	N-m					oz-in <sup>2</sup>	kg-m <sup>2</sup>	
<b>PK244PA</b>	Bipolar (Series)	68	0.48	0.85	6.8	8	15.6	0.31	57×10 <sup>-7</sup>	6
<b>PK244PB</b>	Unipolar	55	0.39	1.2	4.8	4	3.9			
<b>PK246PA</b>	Bipolar (Series)	132	0.93	0.85	10	12	26	0.62	114×10 <sup>-7</sup>	6
<b>PK246PB</b>	Unipolar	106	0.75	1.2	7.2	6	6.5			

How to Read Specifications → Page C-9

Motor Wiring Diagrams → Page C-189

## Dimensions Scale 1/4, Unit = inch (mm)



- \* The length of machining on double shaft model is 0.591±0.010 (15±0.25).
- These dimensions are for double shaft models. For single shaft models, ignore the shaded area.

### Applicable Connector

The following housing and contacts must be purchased separately.

Housing: 51103-0600 (MOLEX, Positive Lock Type) or

51102-0600 (MOLEX, Friction Lock Type)

Contact: 50351-8100 (MOLEX)

Connector Assembly Tool: 57295-5000 (MOLEX)

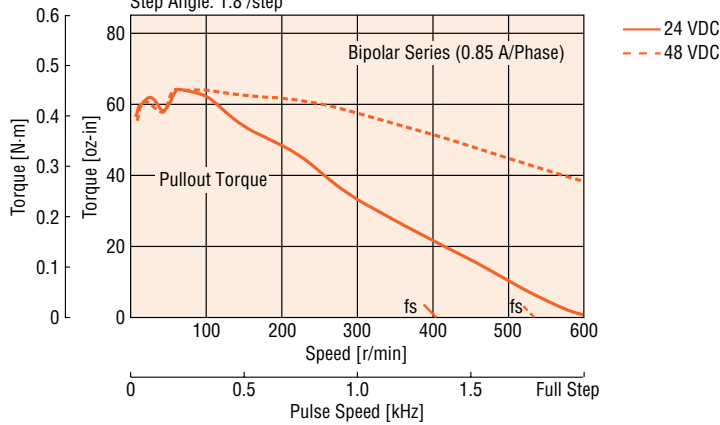
Model	L1 inch (mm)	L2 inch (mm)	Weight lb. (kg)	DXF
<b>PK244PA</b>	1.54 (39)	—	0.66 (0.3)	B331
<b>PK244PB</b>		2.13 (54)		
<b>PK246PA</b>	2.32 (59)	—	1.1 (0.5)	B332
<b>PK246PB</b>		2.91 (74)		

## Speed-Torque Characteristics

How to Read Speed-Torque Characteristics → Page C-10

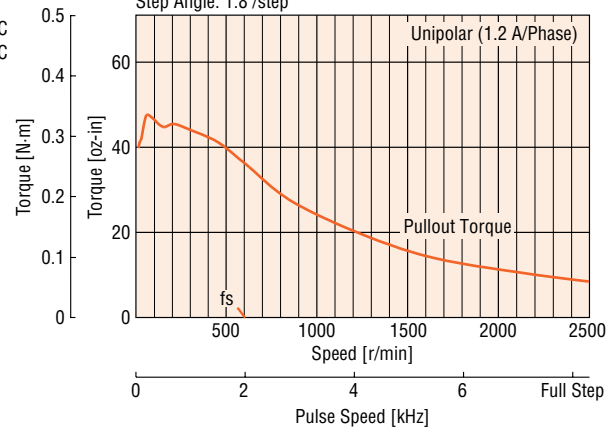
### PK244PB Bipolar (Series)

Bipolar Constant Current Driver  
With Damper **D4CL-5.0F**:  $J_L = 0.186 \text{ oz-in}^2 (34 \times 10^{-7} \text{ kg-m}^2)$   
Step Angle:  $1.8^\circ/\text{step}$



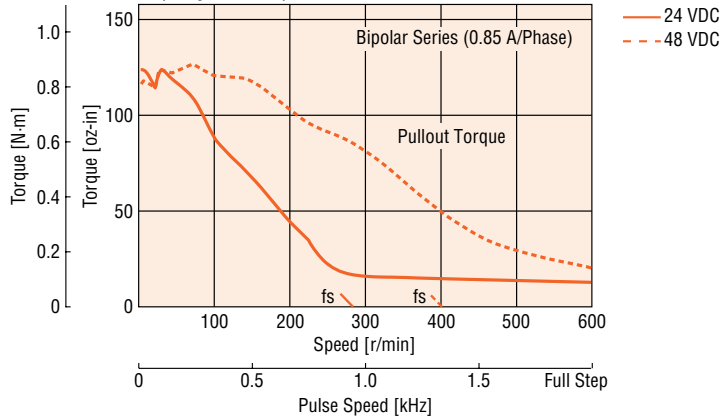
### PK244PB Unipolar

Power Input: 24 VDC Unipolar Constant Current Driver  
With Damper **D4CL-5.0F**:  $J_L = 0.186 \text{ oz-in}^2 (34 \times 10^{-7} \text{ kg-m}^2)$   
Step Angle:  $1.8^\circ/\text{step}$



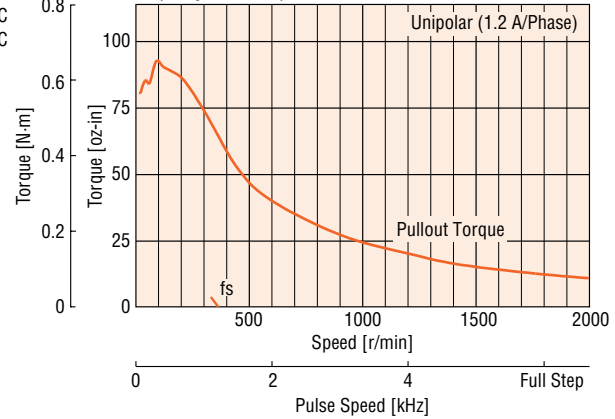
### PK246PB Bipolar (Series)

Bipolar Constant Current Driver  
With Damper **D4CL-5.0F**:  $J_L = 0.186 \text{ oz-in}^2 (34 \times 10^{-7} \text{ kg-m}^2)$   
Step Angle:  $1.8^\circ/\text{step}$



### PK246PB Unipolar


Power Input: 24 VDC Unipolar Constant Current Driver  
With Damper **D4CL-5.0F**:  $J_L = 0.186 \text{ oz-in}^2 (34 \times 10^{-7} \text{ kg-m}^2)$   
Step Angle:  $1.8^\circ/\text{step}$



## Motor Cables (Sold separately)

These cables make it easy to connect the Standard **P** type motor. The crimped connectors eliminate the need for assembly. There are two cable lengths to choose from.

Model	Cable Length		Number of Leads	Lead Specifications	
	feet	(m)		UL Style No.	AWG No.
<b>LC2U06B</b>	2	(0.6)	6 Leads	3265	24
<b>LC2U10B</b>	3.3	(1)			



Introduction	AS	AS PLUS	ASC	RK	CFK II	CSK	PMC	UMK	CSK	PK/PV	PK	UI2120G	EMP401	EMP402	SC8800	SC8800E	SG8030J	SMK	Accessories
	AS	AS PLUS	ASC	RK	CFK II	CSK	PMC	UMK	CSK	PK/PV	PK	UI2120G	EMP401	EMP402	SC8800	SC8800E	SG8030J	SMK	Accessories
	AS	AS PLUS	ASC	RK	CFK II	CSK	PMC	UMK	CSK	PK/PV	PK	UI2120G	EMP401	EMP402	SC8800	SC8800E	SG8030J	SMK	Accessories
	AS	AS PLUS	ASC	RK	CFK II	CSK	PMC	UMK	CSK	PK/PV	PK	UI2120G	EMP401	EMP402	SC8800	SC8800E	SG8030J	SMK	Accessories
	AS	AS PLUS	ASC	RK	CFK II	CSK	PMC	UMK	CSK	PK/PV	PK	UI2120G	EMP401	EMP402	SC8800	SC8800E	SG8030J	SMK	Accessories
	AS	AS PLUS	ASC	RK	CFK II	CSK	PMC	UMK	CSK	PK/PV	PK	UI2120G	EMP401	EMP402	SC8800	SC8800E	SG8030J	SMK	Accessories
	AS	AS PLUS	ASC	RK	CFK II	CSK	PMC	UMK	CSK	PK/PV	PK	UI2120G	EMP401	EMP402	SC8800	SC8800E	SG8030J	SMK	Accessories
	AS	AS PLUS	ASC	RK	CFK II	CSK	PMC	UMK	CSK	PK/PV	PK	UI2120G	EMP401	EMP402	SC8800	SC8800E	SG8030J	SMK	Accessories
	AS	AS PLUS	ASC	RK	CFK II	CSK	PMC	UMK	CSK	PK/PV	PK	UI2120G	EMP401	EMP402	SC8800	SC8800E	SG8030J	SMK	Accessories
	AS	AS PLUS	ASC	RK	CFK II	CSK	PMC	UMK	CSK	PK/PV	PK	UI2120G	EMP401	EMP402	SC8800	SC8800E	SG8030J	SMK	Accessories
	AS	AS PLUS	ASC	RK	CFK II	CSK	PMC	UMK	CSK	PK/PV	PK	UI2120G	EMP401	EMP402	SC8800	SC8800E	SG8030J	SMK	Accessories
	AS	AS PLUS	ASC	RK	CFK II	CSK	PMC	UMK	CSK	PK/PV	PK	UI2120G	EMP401	EMP402	SC8800	SC8800E	SG8030J	SMK	Accessories
	AS	AS PLUS	ASC	RK	CFK II	CSK	PMC	UMK	CSK	PK/PV	PK	UI2120G	EMP401	EMP402	SC8800	SC8800E	SG8030J	SMK	Accessories
	AS	AS PLUS	ASC	RK	CFK II	CSK	PMC	UMK	CSK	PK/PV	PK	UI2120G	EMP401	EMP402	SC8800	SC8800E	SG8030J	SMK	Accessories
	AS	AS PLUS	ASC	RK	CFK II	CSK	PMC	UMK	CSK	PK/PV	PK	UI2120G	EMP401	EMP402	SC8800	SC8800E	SG8030J	SMK	Accessories
	AS	AS PLUS	ASC	RK	CFK II	CSK	PMC	UMK	CSK	PK/PV	PK	UI2120G	EMP401	EMP402	SC8800	SC8800E	SG8030J	SMK	Accessories
	AS	AS PLUS	ASC	RK	CFK II	CSK	PMC	UMK	CSK	PK/PV	PK	UI2120G	EMP401	EMP402	SC8800	SC8800E	SG8030J	SMK	Accessories
	AS	AS PLUS	ASC	RK	CFK II	CSK	PMC	UMK	CSK	PK/PV	PK	UI2120G	EMP401	EMP402	SC8800	SC8800E	SG8030J	SMK	Accessories
	AS	AS PLUS	ASC	RK	CFK II	CSK	PMC	UMK	CSK	PK/PV	PK	UI2120G	EMP401	EMP402	SC8800	SC8800E	SG8030J	SMK	Accessories
	AS	AS PLUS	ASC	RK	CFK II	CSK	PMC	UMK	CSK	PK/PV	PK	UI2120G	EMP401	EMP402	SC8800	SC8800E	SG8030J	SMK	Accessories
	AS	AS PLUS	ASC	RK	CFK II	CSK	PMC	UMK	CSK	PK/PV	PK	UI2120G	EMP401	EMP402	SC8800	SC8800E	SG8030J	SMK	Accessories
	AS	AS PLUS	ASC	RK	CFK II	CSK	PMC	UMK	CSK	PK/PV	PK	UI2120G	EMP401	EMP402	SC8800	SC8800E	SG8030J	SMK	Accessories
	AS	AS PLUS	ASC	RK	CFK II	CSK	PMC	UMK	CSK	PK/PV	PK	UI2120G	EMP401	EMP402	SC8800	SC8800E	SG8030J	SMK	Accessories
	AS	AS PLUS	ASC	RK	CFK II	CSK	PMC	UMK	CSK	PK/PV	PK	UI2120G	EMP401	EMP402	SC8800	SC8800E	SG8030J	SMK	Accessories
	AS	AS PLUS	ASC	RK	CFK II	CSK	PMC	UMK	CSK	PK/PV	PK	UI2120G	EMP401	EMP402	SC8800	SC8800E	SG8030J	SMK	Accessories
	AS	AS PLUS	ASC	RK	CFK II	CSK	PMC	UMK	CSK	PK/PV	PK	UI2120G	EMP401	EMP402	SC8800	SC8800E	SG8030J	SMK	Accessories
	AS	AS PLUS	ASC	RK	CFK II	CSK	PMC	UMK	CSK	PK/PV	PK	UI2120G	EMP401	EMP402	SC8800	SC8800E	SG8030J	SMK	Accessories
	AS	AS PLUS	ASC	RK	CFK II	CSK	PMC	UMK	CSK	PK/PV	PK	UI2120G	EMP401	EMP402	SC8800	SC8800E	SG8030J	SMK	Accessories
	AS	AS PLUS	ASC	RK	CFK II	CSK	PMC	UMK	CSK	PK/PV	PK	UI2120G	EMP401	EMP402	SC8800	SC8800E	SG8030J	SMK	Accessories
	AS	AS PLUS	ASC	RK	CFK II	CSK	PMC	UMK	CSK	PK/PV	PK	UI2120G	EMP401	EMP402	SC8800	SC8800E	SG8030J	SMK	Accessories
	AS	AS PLUS	ASC	RK	CFK II	CSK	PMC	UMK	CSK	PK/PV	PK	UI2120G	EMP401	EMP402	SC8800	SC8800E	SG8030J	SMK	Accessories
	AS	AS PLUS	ASC	RK	CFK II	CSK	PMC	UMK	CSK	PK/PV	PK	UI2120G	EMP401	EMP402	SC8800	SC8800E	SG8030J	SMK	Accessories
	AS	AS PLUS	ASC	RK	CFK II	CSK	PMC	UMK	CSK	PK/PV	PK	UI2120G	EMP401	EMP402	SC8800	SC8800E	SG8030J	SMK	Accessories
	AS	AS PLUS	ASC	RK	CFK II	CSK	PMC	UMK	CSK	PK/PV	PK	UI2120G	EMP401	EMP402	SC8800	SC8800E	SG8030J	SMK	Accessories
	AS	AS PLUS	ASC	RK	CFK II	CSK	PMC	UMK	CSK	PK/PV	PK	UI2120G	EMP401	EMP402	SC8800	SC8800E	SG8030J	SMK	Accessories
	AS	AS PLUS	ASC	RK	CFK II	CSK	PMC	UMK	CSK	PK/PV	PK	UI2120G	EMP401	EMP402	SC8800	SC8800E	SG8030J	SMK	Accessories
	AS	AS PLUS	ASC	RK	CFK II	CSK	PMC	UMK	CSK	PK/PV	PK	UI2120G	EMP401	EMP402	SC8800	SC8800E	SG8030J	SMK	Accessories
	AS	AS PLUS	ASC	RK	CFK II	CSK	PMC	UMK	CSK	PK/PV	PK	UI2120G	EMP401	EMP402	SC8800	SC8800E	SG8030J	SMK	Accessories
	AS	AS PLUS	ASC	RK	CFK II	CSK	PMC	UMK	CSK	PK/PV	PK	UI2120G	EMP401	EMP402	SC8800	SC8800E	SG8030J	SMK	Accessories
	AS	AS PLUS	ASC	RK	CFK II	CSK	PMC	UMK	CSK	PK/PV	PK	UI2120G	EMP401	EMP402	SC8800	SC8800E	SG8030J	SMK	Accessories
	AS	AS PLUS	ASC	RK	CFK II	CSK	PMC	UMK	CSK	PK/PV	PK	UI2120G	EMP401	EMP402	SC8800	SC8800E	SG8030J	SMK	Accessories
	AS	AS PLUS	ASC	RK	CFK II	CSK	PMC	UMK	CSK	PK/PV	PK	UI2120G	EMP401	EMP402	SC8800	SC8800E	SG8030J	SMK	Accessories
	AS	AS PLUS	ASC	RK	CFK II	CSK	PMC	UMK	CSK	PK/PV	PK	UI2120G	EMP401	EMP402	SC8800	SC8800E	SG8030J	SMK	Accessories
	AS	AS PLUS	ASC	RK	CFK II	CSK	PMC	UMK	CSK	PK/PV	PK	UI2120G	EMP401	EMP402	SC8800	SC8800E	SG8030J	SMK	Accessories
	AS	AS PLUS	ASC	RK	CFK II	CSK	PMC	UMK	CSK	PK/PV	PK	UI2120G	EMP401	EMP402	SC8800	SC8800E	SG8030J	SMK	Accessories
	AS	AS PLUS	ASC	RK	CFK II	CSK	PMC	UMK	CSK	PK/PV	PK	UI2120G	EMP401	EMP402	SC8800	SC8800E	SG8030J	SMK	Accessories
	AS	AS PLUS	ASC	RK	CFK II	CSK	PMC	UMK	CSK	PK/PV	PK	UI2120G	EMP401	EMP402	SC8800	SC8800E	SG8030J	SMK	Accessories
	AS	AS PLUS	ASC	RK	CFK II	CSK	PMC	UMK	CSK	PK/PV	PK	UI2120G	EMP401	EMP402	SC8800	SC8800E	SG8030J	SMK	Accessories
	AS	AS PLUS	ASC	RK	CFK II	CSK	PMC	UMK	CSK	PK/PV	PK	UI2120G	EMP401	EMP402	SC8800	SC8800E	SG8030J	SMK	Accessories
	AS	AS PLUS	ASC	RK	CFK II	CSK	PMC	UMK	CSK	PK/PV	PK	UI2120G	EMP401	EMP402	SC8800	SC8800E	SG8030J	SMK	Accessories
	AS	AS PLUS	ASC	RK	CFK II	CSK	PMC	UMK	CSK	PK/PV	PK	UI2120G	EMP401	EMP402	SC8800	SC8800E	SG8030J	SMK	Accessories
	AS	AS PLUS	ASC	RK	CFK II	CSK	PMC	UMK	CSK	PK/PV	PK	UI2120G	EMP401	EMP402	SC8800	SC8800E	SG8030J	SMK	Accessories
	AS	AS PLUS	ASC	RK	CFK II	CSK	PMC	UMK	CSK	PK/PV	PK	UI2120G	EMP401	EMP40					

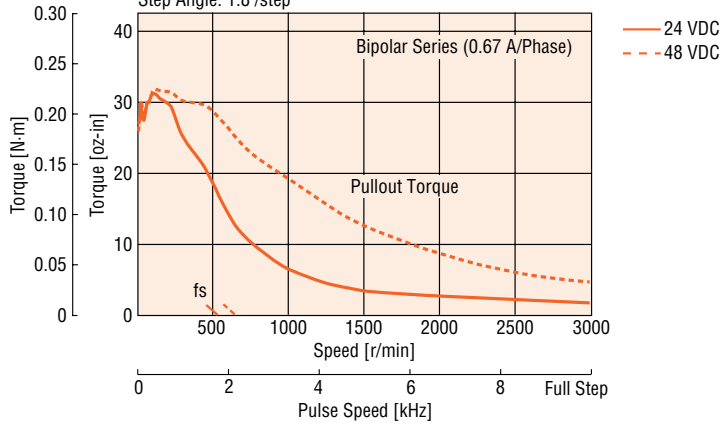


# Speed-Torque Characteristics

How to Read Speed-Torque Characteristics → Page C-10

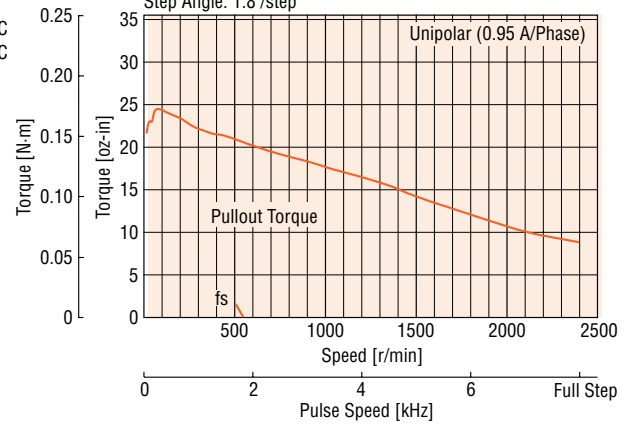
## PK243-01BA Bipolar (Series)

Bipolar Constant Current Driver  
With Damper **D4CL-5.0F**:  $J_L = 0.186 \text{ oz-in}^2 (34 \times 10^{-7} \text{ kg-m}^2)$   
Step Angle:  $1.8^\circ/\text{step}$



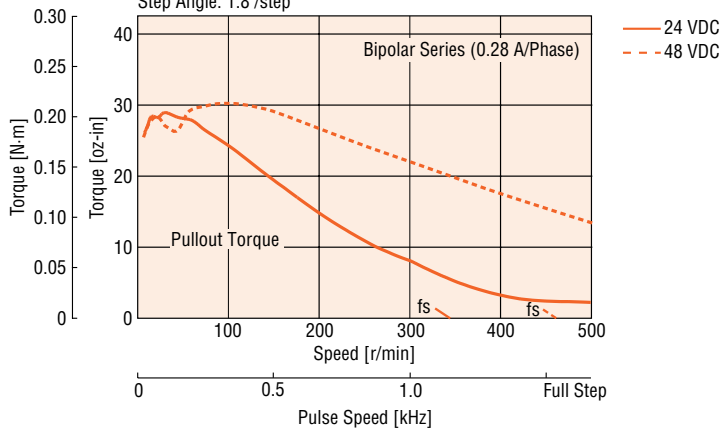
## PK243-01BA Unipolar

Power Input: 24 VDC Unipolar Constant Current Driver  
With Damper **D4CL-5.0F**:  $J_L = 0.186 \text{ oz-in}^2 (34 \times 10^{-7} \text{ kg-m}^2)$   
Step Angle:  $1.8^\circ/\text{step}$



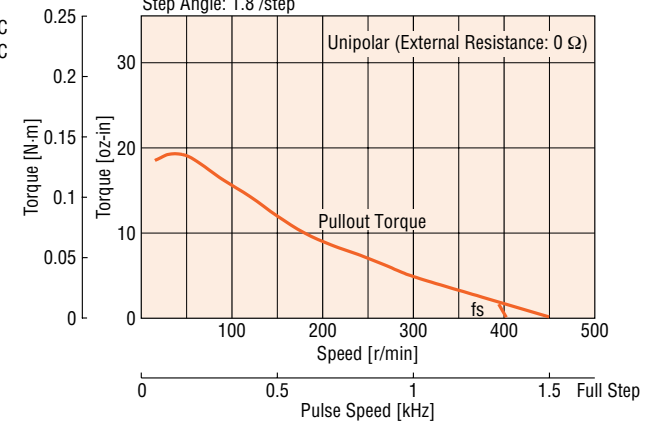
## PK243-02BA Bipolar (Series)

Bipolar Constant Current Driver  
With Damper **D4CL-5.0F**:  $J_L = 0.186 \text{ oz-in}^2 (34 \times 10^{-7} \text{ kg-m}^2)$   
Step Angle:  $1.8^\circ/\text{step}$



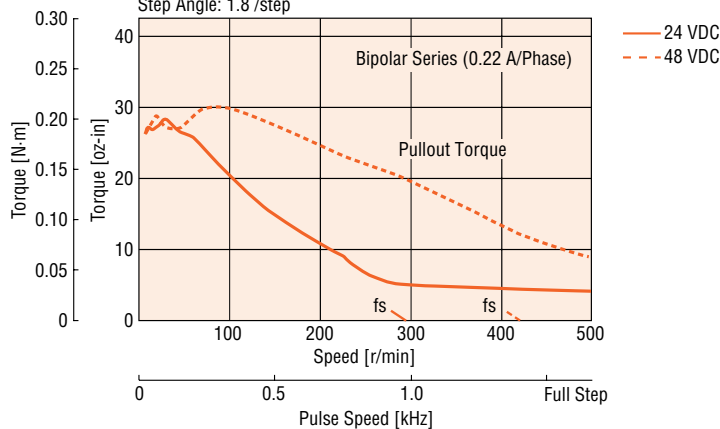
## PK243-02BA Unipolar

Power Input: 11.5 VDC Unipolar Constant Voltage Driver  
With Damper **D4CL-5.0F**:  $J_L = 0.186 \text{ oz-in}^2 (34 \times 10^{-7} \text{ kg-m}^2)$   
Step Angle:  $1.8^\circ/\text{step}$



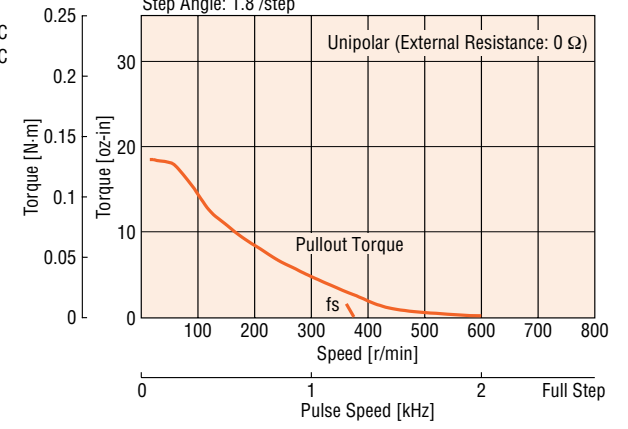
## PK243-03BA Bipolar (Series)

Bipolar Constant Current Driver  
With Damper **D4CL-5.0F**:  $J_L = 0.186 \text{ oz-in}^2 (34 \times 10^{-7} \text{ kg-m}^2)$   
Step Angle:  $1.8^\circ/\text{step}$



## PK243-03BA Unipolar

Power Input: 13.6 VDC Unipolar Constant Voltage Driver  
With Damper **D4CL-5.0F**:  $J_L = 0.186 \text{ oz-in}^2 (34 \times 10^{-7} \text{ kg-m}^2)$   
Step Angle:  $1.8^\circ/\text{step}$



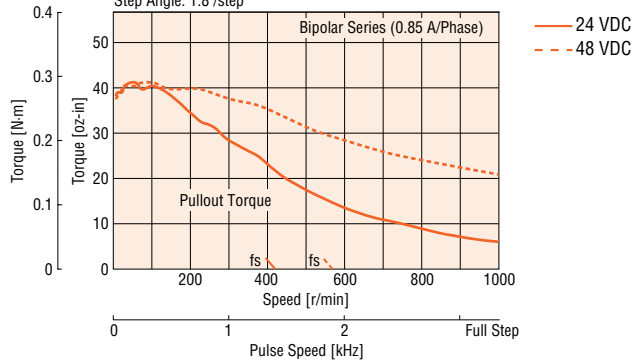
Introduction	AS	AS PLUS	ASC	RK	CFK II	CSK	PMC	UMK	CSK	PK/PV	PK	UI2120G	EMP401	EMP402	SC8800E	SG8030J	SMK	Accessories	Before Using a Stepping Motor
	AS	AS PLUS	ASC	RK	CFK II	CSK	PMC	UMK	CSK	PK/PV	PK	UI2120G	EMP401	EMP402	SC8800E	SG8030J	SMK	Accessories	Before Using a Stepping Motor
	AS	AS PLUS	ASC	RK	CFK II	CSK	PMC	UMK	CSK	PK/PV	PK	UI2120G	EMP401	EMP402	SC8800E	SG8030J	SMK	Accessories	Before Using a Stepping Motor
	AS	AS PLUS	ASC	RK	CFK II	CSK	PMC	UMK	CSK	PK/PV	PK	UI2120G	EMP401	EMP402	SC8800E	SG8030J	SMK	Accessories	Before Using a Stepping Motor
	AS	AS PLUS	ASC	RK	CFK II	CSK	PMC	UMK	CSK	PK/PV	PK	UI2120G	EMP401	EMP402	SC8800E	SG8030J	SMK	Accessories	Before Using a Stepping Motor
	AS	AS PLUS	ASC	RK	CFK II	CSK	PMC	UMK	CSK	PK/PV	PK	UI2120G	EMP401	EMP402	SC8800E	SG8030J	SMK	Accessories	Before Using a Stepping Motor
	AS	AS PLUS	ASC	RK	CFK II	CSK	PMC	UMK	CSK	PK/PV	PK	UI2120G	EMP401	EMP402	SC8800E	SG8030J	SMK	Accessories	Before Using a Stepping Motor
	AS	AS PLUS	ASC	RK	CFK II	CSK	PMC	UMK	CSK	PK/PV	PK	UI2120G	EMP401	EMP402	SC8800E	SG8030J	SMK	Accessories	Before Using a Stepping Motor
	AS	AS PLUS	ASC	RK	CFK II	CSK	PMC	UMK	CSK	PK/PV	PK	UI2120G	EMP401	EMP402	SC8800E	SG8030J	SMK	Accessories	Before Using a Stepping Motor
	AS	AS PLUS	ASC	RK	CFK II	CSK	PMC	UMK	CSK	PK/PV	PK	UI2120G	EMP401	EMP402	SC8800E	SG8030J	SMK	Accessories	Before Using a Stepping Motor

## Speed-Torque Characteristics

How to Read Speed-Torque Characteristics → Page C-10

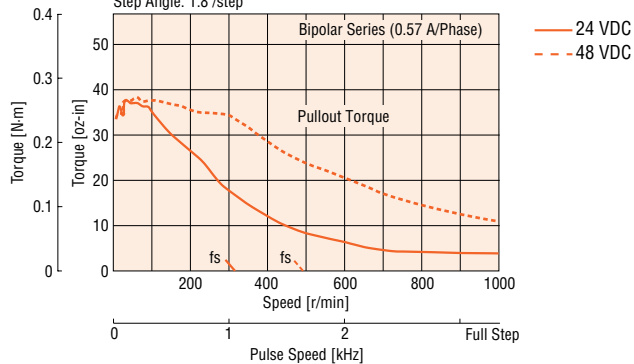
### ● PK244-01BA Bipolar (Series)

Bipolar Constant Current Driver  
With Damper **D4CL-5.0F**:  $J_L = 0.186 \text{ oz-in}^2 (34 \times 10^{-7} \text{ kg-m}^2)$   
Step Angle: 1.8°/step



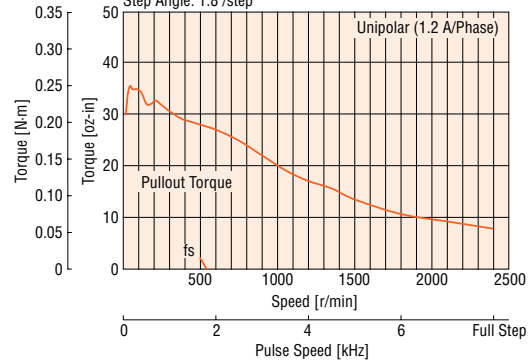
### ● PK244-02BA Bipolar (Series)

Bipolar Constant Current Driver  
With Damper **D4CL-5.0F**:  $J_L = 0.186 \text{ oz-in}^2 (34 \times 10^{-7} \text{ kg-m}^2)$   
Step Angle: 1.8°/step



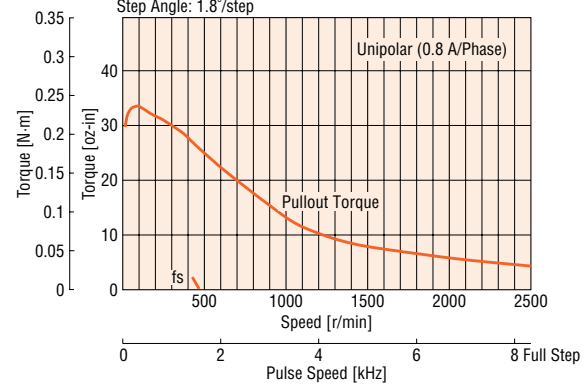
### ● PK244-01BA Unipolar

Power Input: 24 VDC Unipolar Constant Current Driver  
With Damper **D4CL-5.0F**:  $J_L = 0.186 \text{ oz-in}^2 (34 \times 10^{-7} \text{ kg-m}^2)$   
Step Angle: 1.8°/step



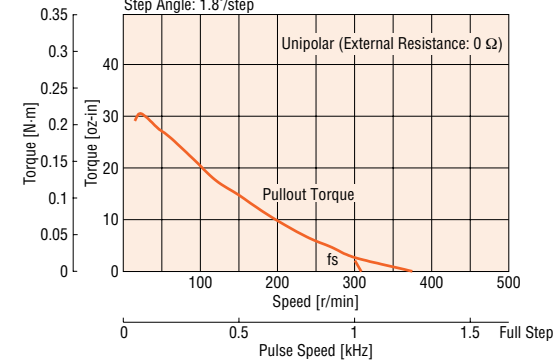
### ● PK244-02BA Unipolar

Power Input: 24 VDC Unipolar Constant Current Driver  
With Damper **D4CL-5.0F**:  $J_L = 0.186 \text{ oz-in}^2 (34 \times 10^{-7} \text{ kg-m}^2)$   
Step Angle: 1.8°/step



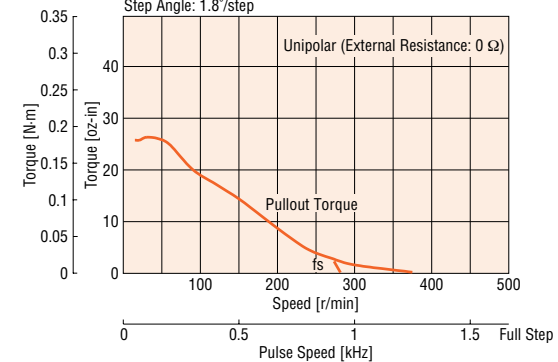
### ● PK244-03BA Unipolar

Power Input: 13.7 VDC Unipolar Constant Voltage Driver  
With Damper **D4CL-5.0F**:  $J_L = 0.186 \text{ oz-in}^2 (34 \times 10^{-7} \text{ kg-m}^2)$   
Step Angle: 1.8°/step

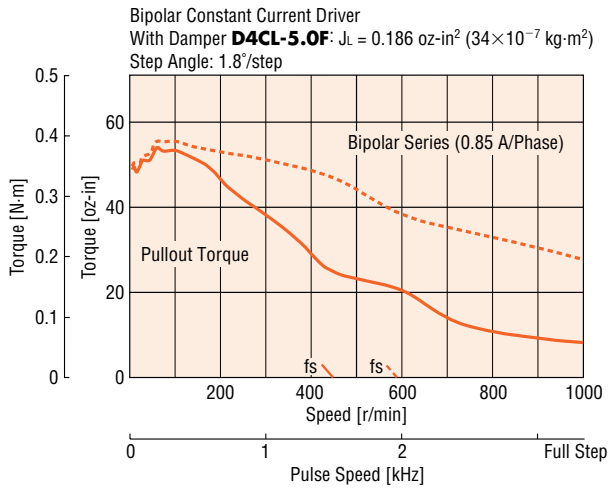


### ● PK244-04BA Unipolar

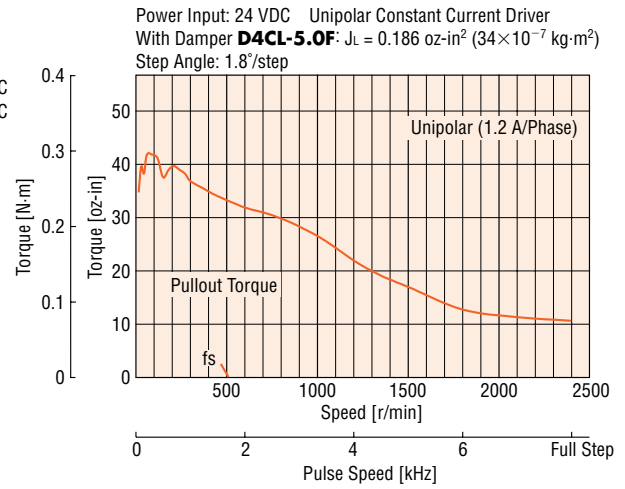
Power Input: 25.5 VDC Unipolar Constant Voltage Driver  
With Damper **D4CL-5.0F**:  $J_L = 0.186 \text{ oz-in}^2 (34 \times 10^{-7} \text{ kg-m}^2)$   
Step Angle: 1.8°/step



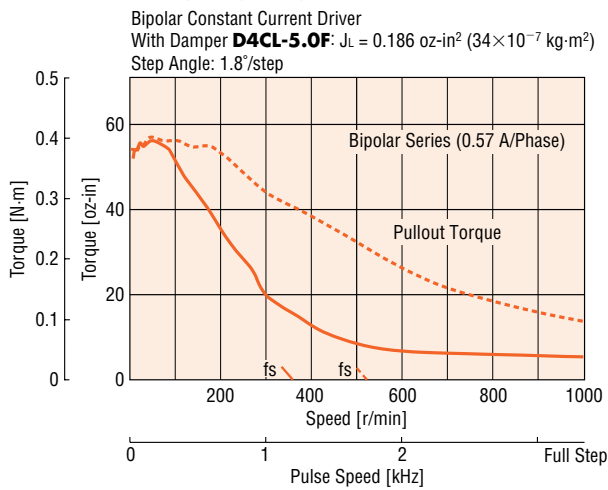
● **PK245-01BA** Bipolar (Series)



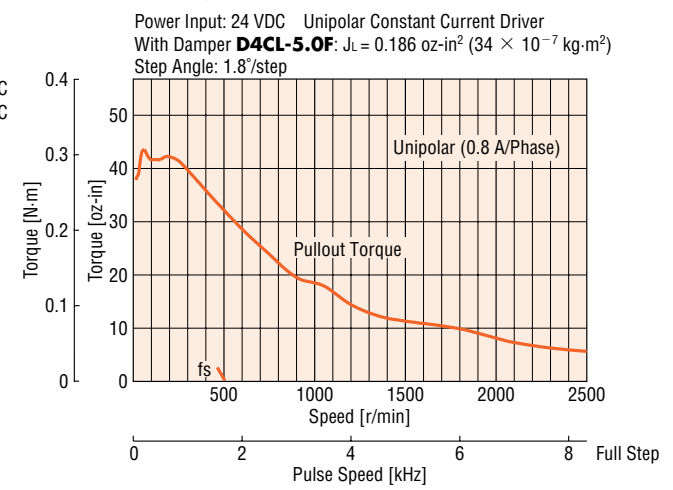
● **PK245-01BA** Unipolar



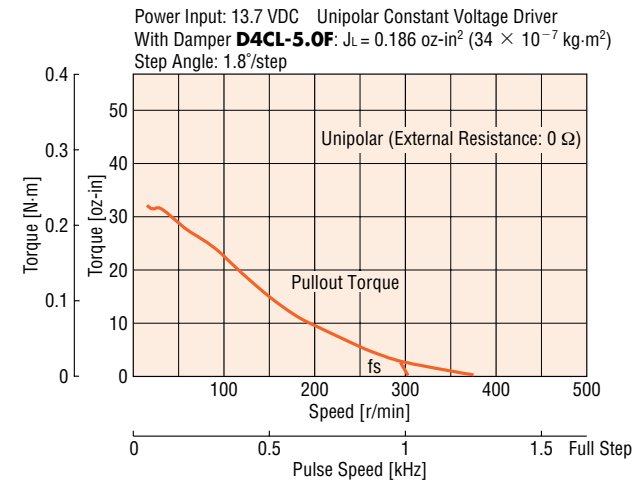
● **PK245-02BA** Bipolar (Series)



● **PK245-02BA** Unipolar



● **PK245-03BA** Unipolar




Introduction	AS	AS PLUS	ASC	RK	CFK II	CSK	PMC	UMK	CSK	PK/PV	PK	UI2120G	EMP401	SC8800	SC8800E	SG8030J	SMK	Accessories	Before Using a Stepping Motor
	Closed Loop <i>Q5STEP</i>	5-Phase Microstep	5-Phase Full/Half	2-Phase Full/Half	2-Phase Full/Half	without Encoder	with Encoder	with Indexer	Low-Speed Synchronous Motors										
	AC Input	DC Input	AC Input	DC Input	AC Input	DC Input													

# 1.65 in. (42 mm)

## Step Angle 0.9°

### PK Series High Resolution Type



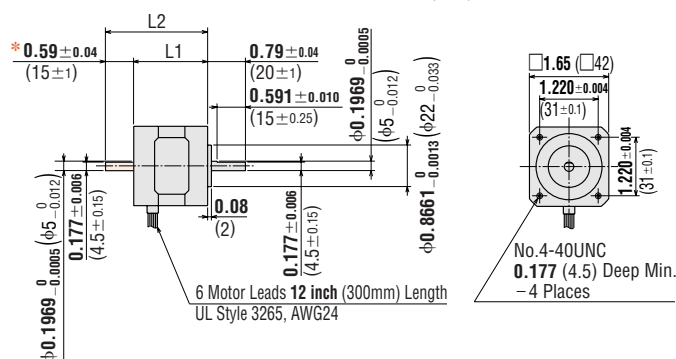
## Specifications

Model	Connection Type	Holding Torque		Current per Phase A/phase	Voltage VDC	Resistance per Phase Ω/phase	Inductance mH/phase	Rotor Inertia J		Lead Wires	Corresponding AC/DC-Input Motor & Driver Package
		oz-in	N·m					oz-in <sup>2</sup>	kg·m <sup>2</sup>		
<b>PK243M-01AA</b>	Bipolar (Series)	28	0.2	0.67	5.6	8.4	15.2	0.191	35×10 <sup>-7</sup>	6	<b>UMK243M□A/ CSK243M-□TA</b>
<b>PK243M-01BA</b>	Unipolar	22	0.16	0.95	4	4.2	3.8				
<b>PK243M-02AA</b>	Bipolar (Series)	28	0.2	0.42	8.4	20	38.8	0.191	35×10 <sup>-7</sup>	6	—
<b>PK243M-02BA</b>	Unipolar	22	0.16	0.6	6	10	9.7				
<b>PK243M-03AA</b>	Bipolar (Series)	28	0.2	0.22	17	77	136	0.191	35×10 <sup>-7</sup>	6	—
<b>PK243M-03BA</b>	Unipolar	22	0.16	0.31	12	38.5	34				
<b>PK244M-01AA</b>	Bipolar (Series)	44	0.31	0.85	5.6	6.6	17.2	0.3	54×10 <sup>-7</sup>	6	<b>UMK244M□A/ CSK244M-□TA</b>
<b>PK244M-01BA</b>	Unipolar	36	0.26	1.2	4	3.3	4.3				
<b>PK244M-02AA</b>	Bipolar (Series)	44	0.31	0.57	8.6	15	38.8	0.3	54×10 <sup>-7</sup>	6	—
<b>PK244M-02BA</b>	Unipolar	36	0.26	0.8	6	7.5	9.7				
<b>PK244M-03AA</b>	Bipolar (Series)	44	0.31	0.28	17	60	152	0.3	54×10 <sup>-7</sup>	6	—
<b>PK244M-03BA</b>	Unipolar	36	0.26	0.4	12	30	38				
<b>PK245M-01AA</b>	Bipolar (Series)	53	0.38	0.85	5.6	6.6	15.6	0.37	68×10 <sup>-7</sup>	6	<b>UMK245M□A/ CSK245M-□TA</b>
<b>PK245M-01BA</b>	Unipolar	45	0.32	1.2	4	3.3	3.9				
<b>PK245M-02AA</b>	Bipolar (Series)	53	0.38	0.57	8.6	15	39.6	0.37	68×10 <sup>-7</sup>	6	—
<b>PK245M-02BA</b>	Unipolar	45	0.32	0.8	6	7.5	9.9				
<b>PK245M-03AA</b>	Bipolar (Series)	53	0.38	0.28	17	60	128	0.37	68×10 <sup>-7</sup>	6	—
<b>PK245M-03BA</b>	Unipolar	45	0.32	0.4	12	30	32				

How to Read Specifications → Page C-9

Motor Wiring Diagrams → Page C-189

## Dimensions Scale 1/4, Unit = inch (mm)



Model	L1 inch (mm)	L2 inch (mm)	Weight lb. (kg)	DXF
<b>PK243M-0□AA</b>	1.30 (33)	—	0.53 (0.24)	B081U
<b>PK243M-0□BA</b>		1.89 (48)		
<b>PK244M-0□AA</b>	1.54 (39)	—	0.66 (0.3)	B082U
<b>PK244M-0□BA</b>		2.13 (54)		
<b>PK245M-0□AA</b>	1.85 (47)	—	0.81 (0.37)	B083U
<b>PK245M-0□BA</b>		2.44 (62)		

• Enter the winding specification in the box (□) within the model number.

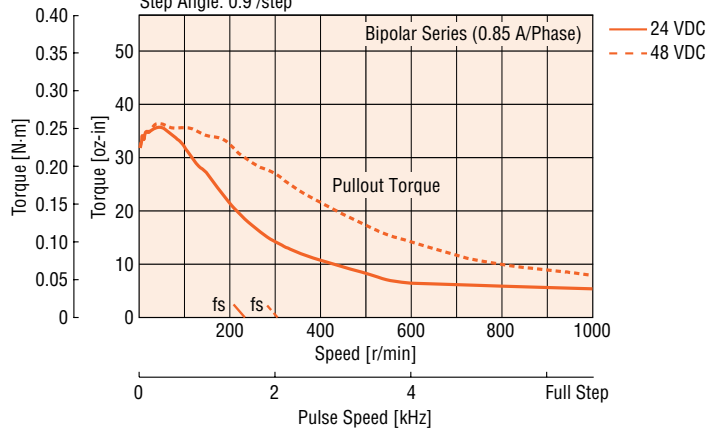


# Speed-Torque Characteristics

How to Read Speed-Torque Characteristics → Page C-10

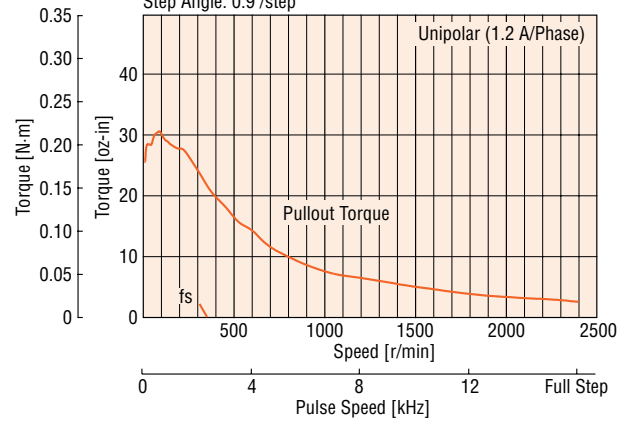
## PK244M-01BA Bipolar (Series)

Bipolar Constant Current Driver  
 With Damper **D4CL-5.0F**:  $J_L = 0.186 \text{ oz-in}^2 (34 \times 10^{-7} \text{ kg-m}^2)$   
 Step Angle:  $0.9^\circ/\text{step}$



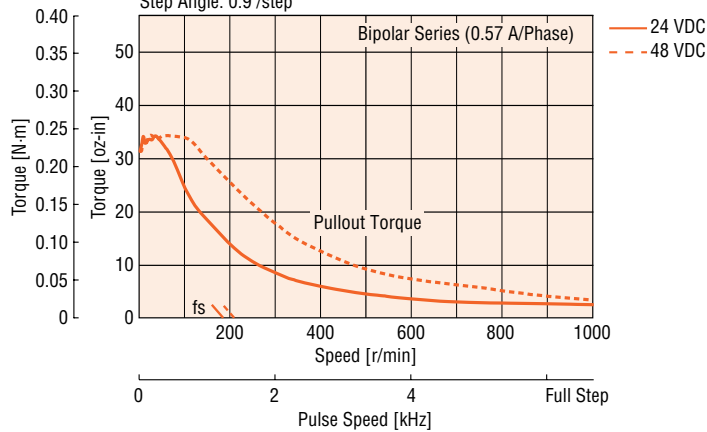
## PK244M-01BA Unipolar

Power Input: 24 VDC Unipolar Constant Current Driver  
 With Damper **D4CL-5.0F**:  $J_L = 0.186 \text{ oz-in}^2 (34 \times 10^{-7} \text{ kg-m}^2)$   
 Step Angle:  $0.9^\circ/\text{step}$



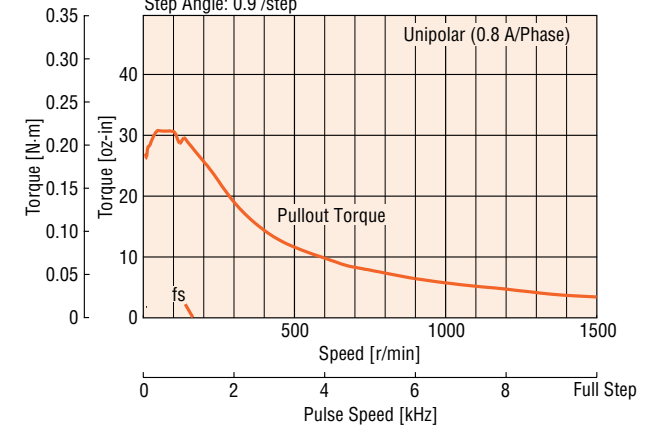
## PK244M-02BA Bipolar (Series)

Bipolar Constant Current Driver  
 With Damper **D4CL-5.0F**:  $J_L = 0.186 \text{ oz-in}^2 (34 \times 10^{-7} \text{ kg-m}^2)$   
 Step Angle:  $0.9^\circ/\text{step}$



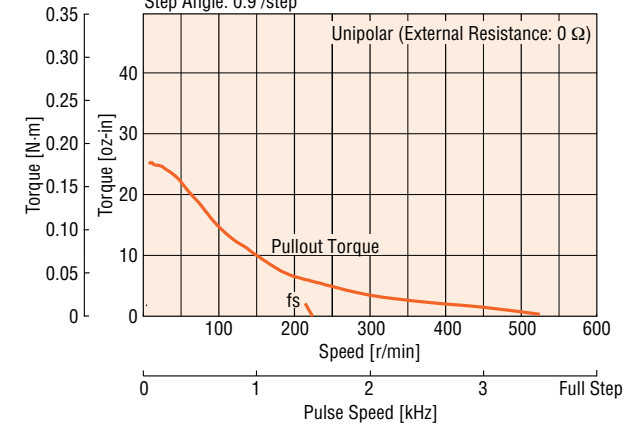
## PK244M-02BA Unipolar

Power Input: 24 VDC Unipolar Constant Current Driver  
 With Damper **D4CL-5.0F**:  $J_L = 0.186 \text{ oz-in}^2 (34 \times 10^{-7} \text{ kg-m}^2)$   
 Step Angle:  $0.9^\circ/\text{step}$



## PK244M-03BA Unipolar

Power Input: 13.5 VDC Unipolar Constant Voltage Driver  
 With Damper **D4CL-5.0F**:  $J_L = 0.186 \text{ oz-in}^2 (34 \times 10^{-7} \text{ kg-m}^2)$   
 Step Angle:  $0.9^\circ/\text{step}$





# 1.65 in. (42 mm)

## PK Series SH Geared Type



### Specifications

#### Motor Specifications

Model	Connection Type	Current per Phase	Voltage	Resistance per Phase	Inductance	Rotor Inertia J		Lead Wires	Corresponding DC-Input Motor & Driver Package
						A/phase	VDC		
PK243A1A-SG□	Bipolar (Series)	0.67	5.6	8.4	10	0.191	35×10 <sup>-7</sup>	6	CSK243□TA-SG□
PK243B1A-SG□	Unipolar	0.95	4.0	4.2	2.5				
PK243A2A-SG□	Bipolar (Series)	0.28	13	48	60	0.191	35×10 <sup>-7</sup>	6	—
PK243B2A-SG□	Unipolar	0.4	9.6	24	15				

How to Read Specifications → Page C-9

Motor Wiring Diagrams → Page C-189

Enter the gear ratio in the box (□) within the model number.

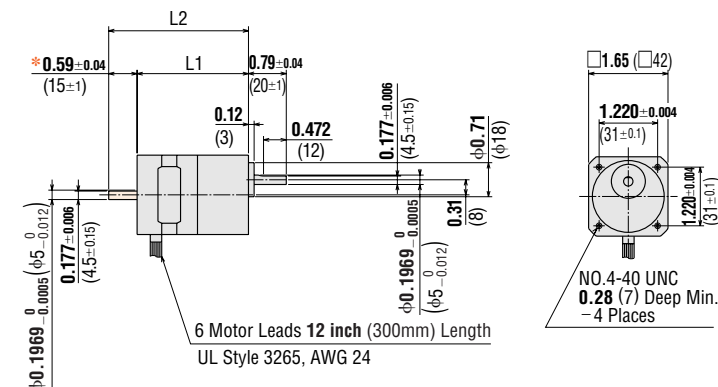
#### Gearmotor Specifications

Model	Gear Ratio	Holding Torque*		Step Angle	Permissible Speed
		lb-in	N-m		
PK243A1A-SG3.6, PK243A2A-SG3.6 PK243B1A-SG3.6, PK243B2A-SG3.6	3.6:1	1.77	0.2	0.5°	500
PK243A1A-SG7.2, PK243A2A-SG7.2 PK243B1A-SG7.2, PK243B2A-SG7.2	7.2:1	3.5	0.4	0.25°	250
PK243A1A-SG9, PK243A2A-SG9 PK243B1A-SG9, PK243B2A-SG9	9:1	4.4	0.5	0.2°	200
PK243A1A-SG10, PK243A2A-SG10 PK243B1A-SG10, PK243B2A-SG10	10:1	4.9	0.56	0.18°	180
PK243A1A-SG18, PK243A2A-SG18 PK243B1A-SG18, PK243B2A-SG18	18:1	7.0	0.8	0.1°	100
PK243A1A-SG36, PK243A2A-SG36 PK243B1A-SG36, PK243B2A-SG36	36:1	7.0	0.8	0.05°	50

\* Holding torque is the same regardless of the connection type, due to the permissible torque limit of the gearhead.

### Dimensions

Scale 1/4, Unit = inch (mm)



Model	L1 inch (mm)	L2 inch (mm)	Weight lb. (kg)	DXF
PK243A□A-SG□	2.32 (59)	—	0.77 (0.35)	B091U
PK243B□A-SG□		2.91 (74)		

- Enter the winding specification in the box (□) within the model number.
- Enter the gear ratio in the box (□) within the model number.

Mounting Screws (included)  
No. 4-40 UNC 0.39 in. (10 mm)

- \* The length of machining on double shaft model is 0.591±0.010 (15±0.25).
- These dimensions are for double shaft models. For single shaft models, ignore the shaded area.

